

SCAN TO VIEW THE ENTIRE CROSSFIRE FAMILY:



QUICK REFERENCE GUIDE

WARMING TRENDS<sup>®</sup>

# THE CROSSFIRE<sup>®</sup> BURNER FAMILY



A GUIDE TO WARMING TRENDS' PATENTED BRASS BURNER STANDARD SHAPES AND SIZES.

Superior Flame Performance | Outstanding Fuel Efficiency | Lifetime Warranty | Made in the USA

MINIMUM PLATE / PAN SIZE (INCHES)  
 CIRCULAR PLATE  
 SQUARE PLATE  
 RECTANGULAR PLATE  
 FK1 / FKM1  
 FK2 / FKM2  
 PBIK  
 MERCURY  
 PLATINUM  
 3VIK  
 2VIKHC

ORIGINAL											
Model	Size	Min Plate	Circular	Square	Rectangular	FK1 / FKM1	FK2 / FKM2	PBIK	MERCURY	PLATINUM	3VIK / 2VIKHC
CFB60	18"	X	X			X		X	X	X	X
CFB60XL	18"	X	X			X		X	X	X	X
CFB84	18"	X	X			X		X	X	X	X
CFB120	24"	X	X			X		X	X	X	X
CFB180	30"	X	X			X		X	X	X	X
CFB240	30"	X	X			X		X	X	X	X
CFB290	36"	X	X				X	X		X	X
CFB350	48"	X	X				X			X	X
CFB450	60"	X	X				X			X	
OCTAGONAL											
Model	Size	Min Plate	Circular	Square	Rectangular	FK1 / FKM1	FK2 / FKM2	PBIK	MERCURY	PLATINUM	3VIK / 2VIKHC
CFBO140	18"	X	X			X		X	X	X	X
CFBO180	24"	X	X			X		X	X	X	X
CFBO280	30"	X	X				X	X		X	X
CFBO320	36"	X	X				X			X	X
CFBO360	42"	X	X				X			X	X
TREE-STYLE											
Model	Size	Min Plate	Circular	Square	Rectangular	FK1 / FKM1	FK2 / FKM2	PBIK	MERCURY	PLATINUM	3VIK / 2VIKHC
CFBT110	20" x 11"				X	X		X	X	X	X
CFBT170	28" x 11"				X	X		X	X	X	X
CFBT230	36" x 11"				X	X		X	X	X	X
CFBT290	44" x 14"				X		X	X		X	X
CFBT350	58" x 14"				X		X			X	X
CFBT410	66" x 14"				X		X			X	
CFBT470	74" x 14"				X		X			X	
LINEAR											
Model	Size	Min Plate	Circular	Square	Rectangular	FK1 / FKM1	FK2 / FKM2	PBIK	MERCURY	PLATINUM	3VIK / 2VIKHC
CFBL90	20" x 6"				X	X		X	X	X	X
CFBL110	26" x 6"				X	X		X	X	X	X
CFBL130	32" x 8"				X	X		X	X	X	X
CFBL150	38" x 8"				X	X		X	X	X	X
CFBL190	44" x 8"				X	X		X	X	X	X
CFBL210	50" x 10"				X	X		X	X	X	X
CFBL250	56" x 10"				X		X	X			X
CFBL270	62" x 12"				X		X	X			X

## ACCESSORIES

We offer a variety of accessories to accent your fire feature and maximize your enjoyment. These include Fire Glass, Lava Rock (natural and rolled), Steel Log sets, Ceramic Log sets, Ignition Systems, and Safety Controls.

Scan to review our complete offerings:



## CONTACT US

Looking for something more unique? Give us a call at 303.346.2224 or visit: [Warming-Trends.com](http://Warming-Trends.com).

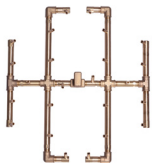


# CIRCLE and SQUARE OPENINGS



# RECTANGULAR OPENINGS and OUTDOOR FIREPLACES

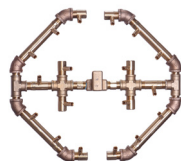
Warming Trends' patented CROSSFIRE® Brass Burners are the industry-leading burner systems. Our burners deliver a taller, brighter, more natural flame with a fraction of the fuel consumed by competitors.



## ORIGINAL - CFB

The **Original** burner system is designed to provide a beautiful, full flame over a broad footprint.


**BTU Range:** 60K - 450K  
**WATERSTOP®\*:** Yes  
**Plate/Pan:** Circle or Square



## OCTAGONAL - CFBO

The **Octagonal** burner is one of our most popular burner systems. More compact than the Original Burner, it creates a concentrated, round flame within a smaller footprint. It's perfect for circular or square features.

**BTU Range:** 140K - 360K  
**WATERSTOP®\*:** Yes  
**Plate/Pan:** Circle or Square



## LINEAR - CFBL

The jets on our **Linear** burners are evenly spaced out to deliver an elegant "line" of fire. Linears are popular for rectangular features when the width of the opening is narrower (i.e. 6" - 12"). Standard burner offerings are straight, but any linear burner can easily be curved to fit most radial designs.


**BTU Range:** 90K - 270K  
**WATERSTOP®\*:** Yes\*\*  
**Plate/Pan:** Rectangle



## TREE-STYLE - CFBT

Unlike any other burner on the market, our **Tree-Style** burners create a thick "Wall of Fire" with an impressive flame for rectangular width openings of 10" - 16". (The Tree-Style burner is featured on the cover of this brochure.)


**BTU Range:** 110K - 470K  
**WATERSTOP®\*:** Yes\*\*  
**Plate/Pan:** Rectangle



## CIRCLE TREE-STYLE - CFBCT

**Circle Tree-Style** burners are based on our popular Tree-Style burners, but are stretched to compliment round or square features. The location and direction of the jets on these burners are engineered to bring impressive flame to small and medium sized features.


**BTU Range:** 120K - 440K  
**WATERSTOP®\*:** Yes  
**Plate/Pan:** Circle or Square



## SQUARE TREE-STYLE - CFBST

The **Square Tree-Style** burners are a much wider version of our Tree burners, designed to deliver a flame that completely fills a square opening. These burners have the largest BTU offerings among our standard burners.


**BTU Range:** 120K - 500K  
**WATERSTOP®\*:** Yes  
**Plate/Pan:** Circle or Square



## H-STYLE - CFBH

**H-Style** burners have two parallel rows of jets that are precisely angled toward each other to create a flame with a wider base that intersects to make a beautiful, full flame.

**BTU Range:** 120K - 340K  
**WATERSTOP®\*:** Yes  
**Plate/Pan:** Rectangle



## DOUBLE TREE-STYLE - CFBDT

The **Double Tree-Style** burner is based on the same design as our Square Tree-Style burners, but in lengths to fit perfectly in rectangular openings of 15" or wider. These burners create an impressive, wide flame!

**BTU Range:** 160K - 480K  
**WATERSTOP®\*:** Yes  
**Plate/Pan:** Rectangle

\*AVAILABLE ONLY ON CROSSFIRE BURNER SYSTEMS, the **WATERSTOP®** fitting is the only solution to an industry-wide challenge - protecting the gas line and electronics from water and debris. The patented fitting prevents water and debris from entering the gas line or reaching electronics below the burner system, preventing damage and service calls.



All burners available in NG (NATURAL GAS) or LP (LIQUID PROPANE).

\*\***WATERSTOP** is included when built with an end gas inlet. Available upon request at no additional cost.