

SCAN TO VIEW THE ENTIRE CROSSFIRE FAMILY:



QUICK REFERENCE GUIDE

WARMING TRENDS[®]

THE CROSSFIRE[®] BURNER FAMILY



A GUIDE TO WARMING TRENDS' PATENTED BRASS BURNER STANDARD SHAPES AND SIZES.

Superior Flame Performance | Outstanding Fuel Efficiency | Lifetime Warranty | Made in the USA

MINIMUM PLATE / PAN SIZE (INCHES)
 CIRCULAR PLATE
 SQUARE PLATE
 RECTANGULAR PLATE
 FK1 / FK11
 FK2 / FK12
 PBIK
 MERCURY
 PLATINUM
 3VIK
 2VIKHC

ORIGINAL											
Model	MINIMUM PLATE / PAN SIZE (INCHES)	CIRCULAR PLATE	SQUARE PLATE	RECTANGULAR PLATE	FK1 / FK11	FK2 / FK12	PBIK	MERCURY	PLATINUM	3VIK	2VIKHC
CFB60	18"	X	X		X		X	X	X	X	X
CFB60XL	18"	X	X		X		X	X	X	X	X
CFB84	18"	X	X		X		X	X	X	X	X
CFB120	24"	X	X		X		X	X	X	X	X
CFB180	30"	X	X		X		X	X	X		X
CFB240	30"	X	X		X		X	X	X		X
CFB290	36"	X	X			X	X		X		X
CFB350	48"	X	X			X			X		X
CFB450	60"	X	X			X			X		
OCTAGONAL											
Model	MINIMUM PLATE / PAN SIZE (INCHES)	CIRCULAR PLATE	SQUARE PLATE	RECTANGULAR PLATE	FK1 / FK11	FK2 / FK12	PBIK	MERCURY	PLATINUM	3VIK	2VIKHC
CFBO140	18"	X	X		X		X	X	X		X
CFBO180	24"	X	X		X		X	X	X		X
CFBO280	30"	X	X			X	X		X		X
CFBO320	36"	X	X			X			X		X
CFBO360	42"	X	X			X			X		X
TREE-STYLE											
Model	MINIMUM PLATE / PAN SIZE (INCHES)	CIRCULAR PLATE	SQUARE PLATE	RECTANGULAR PLATE	FK1 / FK11	FK2 / FK12	PBIK	MERCURY	PLATINUM	3VIK	2VIKHC
CFBT110	20" x 11"			X	X		X	X	X	X	X
CFBT170	28" x 11"			X	X		X	X	X		X
CFBT230	36" x 11"			X	X		X	X	X		X
CFBT290	44" x 14"			X		X	X		X		X
CFBT350	58" x 14"			X		X			X		X
CFBT410	66" x 14"			X		X			X		
CFBT470	74" x 14"			X		X			X		
LINEAR											
Model	MINIMUM PLATE / PAN SIZE (INCHES)	CIRCULAR PLATE	SQUARE PLATE	RECTANGULAR PLATE	FK1 / FK11	FK2 / FK12	PBIK	MERCURY	PLATINUM	3VIK	2VIKHC
CFBL90	20" x 6"			X	X		X	X	X	X	X
CFBL110	26" x 6"			X	X		X	X	X	X	X
CFBL130	32" x 8"			X	X		X	X	X	X	X
CFBL150	38" x 8"			X	X		X	X	X		X
CFBL190	44" x 8"			X	X		X	X	X		X
CFBL210	50" x 10"			X	X		X	X	X		X
CFBL250	56" x 10"			X		X	X				X
CFBL270	62" x 12"			X		X	X				X

ACCESSORIES

We offer a variety of accessories to accent your fire feature and maximize your enjoyment. These include Fire Glass, Lava Rock (natural and rolled), Steel Log sets, Ceramic Log sets, Ignition Systems, and Safety Controls.

Scan to review our complete offerings:



CONTACT US

Looking for something more unique? Give us a call at 303.346.2224 or visit: Warming-Trends.com.



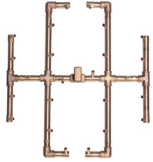
©2024 Warming Trends, LLC. All Rights Reserved.

CIRCLE and SQUARE OPENINGS



RECTANGULAR OPENINGS and OUTDOOR FIREPLACES

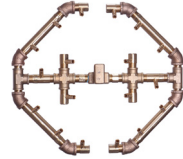
Warming Trends' patented CROSSFIRE® Brass Burners are the industry-leading burner systems. Our burners deliver a taller, brighter, more natural flame with a fraction of the fuel consumed by competitors.



ORIGINAL - CFB

The **Original** burner system is designed to provide a beautiful, full flame over a broad footprint.


BTU Range: 60K - 450K
WATERSTOP®*: Yes
Plate/Pan: Circle or Square



OCTAGONAL - CFBO

The **Octagonal** burner is one of our most popular burner systems. More compact than the Original Burner, it creates a concentrated, round flame within a smaller footprint. It's perfect for circular or square features.

BTU Range: 140K - 360K
WATERSTOP®*: Yes
Plate/Pan: Circle or Square



LINEAR - CFBL

The jets on our **Linear** burners are evenly spaced out to deliver an elegant "line" of fire. Linears are popular for rectangular features when the width of the opening is narrower (i.e. 6" - 12"). Standard burner offerings are straight, but any linear burner can easily be curved to fit most radial designs.


BTU Range: 90K - 270K
WATERSTOP®*: Yes**
Plate/Pan: Rectangle



TREE-STYLE - CFBT

Unlike any other burner on the market, our **Tree-Style** burners create a thick "Wall of Fire" with an impressive flame for rectangular width openings of 10" - 16". (The Tree-Style burner is featured on the cover of this brochure.)


BTU Range: 110K - 470K
WATERSTOP®*: Yes**
Plate/Pan: Rectangle



CIRCLE TREE-STYLE - CFBCT

Circle Tree-Style burners are based on our popular Tree-Style burners, but are stretched to compliment round or square features. The location and direction of the jets on these burners are engineered to bring impressive flame to small and medium sized features.


BTU Range: 120K - 440K
WATERSTOP®*: Yes
Plate/Pan: Circle or Square



SQUARE TREE-STYLE - CFBST

The **Square Tree-Style** burners are a much wider version of our Tree burners, designed to deliver a flame that completely fills a square opening. These burners have the largest BTU offerings among our standard burners.


BTU Range: 120K - 500K
WATERSTOP®*: Yes
Plate/Pan: Circle or Square



H-STYLE - CFBH

H-Style burners have two parallel rows of jets that are precisely angled toward each other to create a flame with a wider base that intersects to make a beautiful, full flame.

BTU Range: 120K - 340K
WATERSTOP®*: Yes
Plate/Pan: Rectangle



DOUBLE TREE-STYLE - CFBDT

The **Double Tree-Style** burner is based on the same design as our Square Tree-Style burners, but in lengths to fit perfectly in rectangular openings of 15" or wider. These burners create an impressive, wide flame!

BTU Range: 160K - 480K
WATERSTOP®*: Yes
Plate/Pan: Rectangle

*AVAILABLE ONLY ON CROSSFIRE BURNER SYSTEMS, the **WATERSTOP®** fitting is the only solution to an industry-wide challenge - protecting the gas line and electronics from water and debris. The patented fitting prevents water and debris from entering the gas line or reaching electronics below the burner system, preventing damage and service calls.



All burners available in NG (NATURAL GAS) or LP (LIQUID PROPANE).

****WATERSTOP** is included when built with an end gas inlet. Available upon request at no additional cost.